

# DATASHEET

Patent Pending

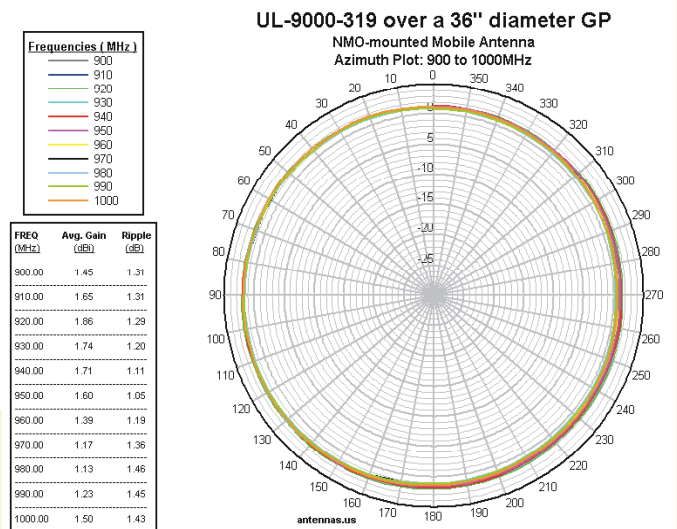
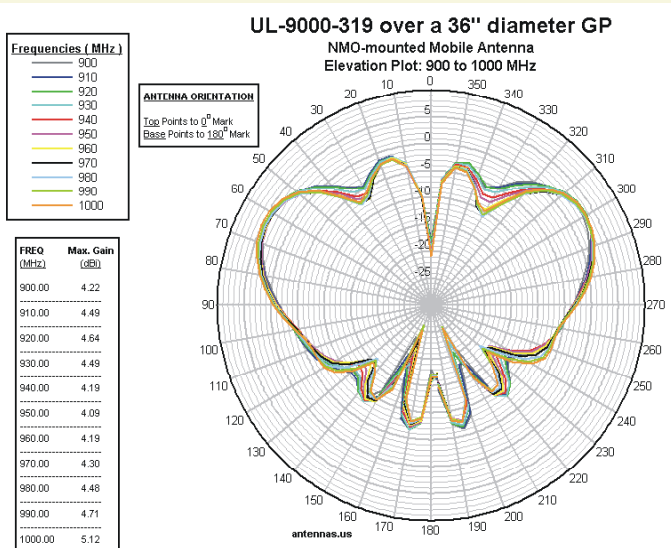
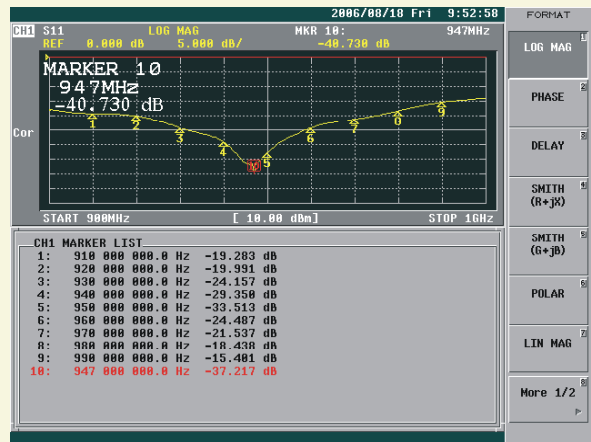
## Antenna model UL-9000-319

A broadband, rugged, mobile radio antenna featuring a high ESD (Electro-Static Discharge) isolation. With modest dimensions of 1.5"/4 cm (OD) x 4"/10 cm (height), this antenna radiates with a typical peak omnidirectional gain of +5 dBil, when mounted on a large metal surface of at least 16"/40 cm radius. This antenna will survive a 20 ft drop onto asphalt and continue operating. Internally, the radiating element is DC grounded and the feedpoint is DC isolated beyond 1 kV.

<b>Frequency range:</b>	850-950 MHz
<b>Coverage:</b>	Omni-directional, low azimuthal ripple
<b>Polarization:</b>	Linear, Vertical
<b>Gain:</b>	+5 dBil
<b>Nominal Impedance:</b>	50 ohm (RF), Open Circuit (DC) 1 kV isolation
<b>VSWR:</b>	2.0
<b>Connector:</b>	NMO, Female
<b>Dimensions:</b>	Housing 3.8 cm (1.5") OD x 10.3 cm (4.05") h Bottom flange 5 cm (2") OD x 3 mm (0.12") h
<b>Mounting:</b>	direct NMO connector mount
<b>Operating Temperatures:</b>	-40°C to +85°C
<b>Shock:</b>	Operates after drop from 6 m/20 ft onto asphalt
<b>Weight:</b>	100 g / 0.25 lbs
<b>Shipping Weight:</b>	200 g / 0.45 lbs

### NOTES:

Requires a ground plane (normally mounts on a metal body)  
Its large bandwidth allows this antenna to be used for the surveillance of signals ranging from 500 MHz to 2 GHz



specifications subject to change without notice

antennas.us

a Sales division of Myers Engineering International, Inc.